

PLURAL

MODERN COLLECTION



VISUAL COMFORT & Co.

# PLURAL

DESIGNED BY SEAN LAVIN




PLURAL  
DESIGNED BY SEAN LAVIN




MULTIPLE OPTIONS TO INSTALL FOR A CLEAN APPEARANCE



The included matte white canopy can be painted to match the wall after mudding or even covered in wall paper.



The Plural also ships with a minimal cover plate in a matching finish that sits completely flush with the wall.



Plural also ships with a larger cover plate that sits on the surface of the wall if mudding is not desired.

HEAD PIVOTS FOR PERFECT ILLUMINATION



Max rotation 0-35°



# PLURAL DOME

DESIGNED BY SEAN LAVIN



## PLURAL DOME 8" PICTURE LIGHT

**700PLUD8Z-LED930** (3000K)  
DARK BRONZE

**700PLUD8NB-LED930** (3000K)  
NATURAL BRASS

**700PLUD8B-LED930** (3000K)  
NIGHTSHADE BLACK

**700PLUD8N-LED930** (3000K)  
POLISHED NICKEL

H: 2" | W: 8" | D: 8.9"  
Integrated LED | 120V-277V | 5.9W | 230 Lumens | 2700K or 3000K | 95CRI  
Features pivoting head for perfect illumination

For additional specification information, please refer to specification section or visit [visualcomfort.com](http://visualcomfort.com)



## PLURAL DOME 12" PICTURE LIGHT

**700PLUD12Z-LED930** (3000K)  
DARK BRONZE

**700PLUD12NB-LED930** (3000K)  
NATURAL BRASS

**700PLUD12B-LED930** (3000K)  
NIGHTSHADE BLACK

**700PLUD12N-LED930** (3000K)  
POLISHED NICKEL


H: 2" | W: 12" | D: 8.9"  
Integrated LED | 120V-277V | 9.4W | 425 Lumens | 2700K or 3000K | 95CRI  
Features pivoting head for perfect illumination

For additional specification information, please refer to specification section or visit [visualcomfort.com](http://visualcomfort.com)



# PLURAL DOME

DESIGNED BY SEAN LAVIN



## PLURAL DOME 18" PICTURE LIGHT

**700PLUD18Z-LED930** (3000K)  
DARK BRONZE


**700PLUD18NB-LED930** (3000K)  
NATURAL BRASS

**700PLUD18B-LED930** (3000K)  
NIGHTSHADE BLACK

**700PLUD18N-LED930** (3000K)  
POLISHED NICKEL

H: 2" | W: 18" | D: 8.9"  
Integrated LED | 120V-277V | 14.3W | 717 Lumens | 2700K or 3000K | 95CRI  
Features pivoting head for perfect illumination

For additional specification information, please refer to specification section or visit [visualcomfort.com](http://visualcomfort.com)



## PLURAL DOME 24" PICTURE LIGHT

**700PLUD24Z-LED930** (3000K)  
DARK BRONZE

**700PLUD24NB-LED930** (3000K)  
NATURAL BRASS

**700PLUD24B-LED930** (3000K)  
NIGHTSHADE BLACK

**700PLUD24N-LED930** (3000K)  
POLISHED NICKEL

H: 2" | W: 24" | D: 8.9"  
Integrated LED | 120V-277V | 19.2W | 1009 Lumens | 2700K or 3000K | 95CRI  
Features pivoting head for perfect illumination

For additional specification information, please refer to specification section or visit [visualcomfort.com](http://visualcomfort.com)

# PLURAL DOME

DESIGNED BY SEAN LAVIN



## PLURAL DOME 30" PICTURE LIGHT

**700PLUD30Z-LED930** (3000K)  
DARK BRONZE

**700PLUD30NB-LED930** (3000K)  
NATURAL BRASS

**700PLUD30B-LED930** (3000K)  
NIGHTSHADE BLACK

**700PLUD30N-LED930** (3000K)  
POLISHED NICKEL

H: 2" | W: 30" | D: 8.9"  
Integrated LED | 120V-277V | 24.1W | 1302 Lumens | 2700K or 3000K | 95CRI  
Features pivoting head for perfect illumination

For additional specification information, please refer to specification section or visit [visualcomfort.com](http://visualcomfort.com)

# PLURAL FACETED

DESIGNED BY SEAN LAVIN



## PLURAL FACETED 8" PICTURE LIGHT

**700PLUF8Z-LED930** (3000K)  
DARK BRONZE

**700PLUF8NB-LED930** (3000K)  
NATURAL BRASS

**700PLUF8B-LED930** (3000K)  
NIGHTSHADE BLACK

**700PLUF8N-LED930** (3000K)  
POLISHED NICKEL

H: 2" | W: 8" | D: 8.9"  
Integrated LED | 120V-277V | 5.9W | 230 Lumens | 2700K or 3000K | 95CRI

Features pivoting head for perfect illumination

For additional specification information, please refer to specification section or visit [visualcomfort.com](http://visualcomfort.com)



# PLURAL FACETED

DESIGNED BY SEAN LAVIN



## PLURAL FACETED 18" PICTURE LIGHT

**700PLUF18Z-LED930** (3000K)  
DARK BRONZE

**700PLUF18NB-LED930** (3000K)  
NATURAL BRASS

**700PLUF18B-LED930** (3000K)  
NIGHTSHADE BLACK

**700PLUF18N-LED930** (3000K)  
POLISHED NICKEL

H: 2" | W: 18" | D: 8.9"  
Integrated LED | 120V-277V | 14.3W | 717 Lumens | 2700K or 3000K | 95CRI

Features pivoting head for perfect illumination

For additional specification information, please refer to specification section or visit [visualcomfort.com](http://visualcomfort.com)



## PLURAL FACETED 12" PICTURE LIGHT

**700PLUF12Z-LED930** (3000K)  
DARK BRONZE

**700PLUF12NB-LED930** (3000K)  
NATURAL BRASS

**700PLUF12B-LED930** (3000K)  
NIGHTSHADE BLACK

**700PLUF12N-LED930** (3000K)  
POLISHED NICKEL

H: 2" | W: 12" | D: 8.9"  
Integrated LED | 120V-277V | 9.4W | 425 Lumens | 2700K or 3000K | 95CRI

Features pivoting head for perfect illumination

For additional specification information, please refer to specification section or visit [visualcomfort.com](http://visualcomfort.com)



## PLURAL FACETED 24" PICTURE LIGHT

**700PLUF24Z-LED930** (3000K)  
DARK BRONZE

**700PLUF24NB-LED930** (3000K)  
NATURAL BRASS

**700PLUF24B-LED930** (3000K)  
NIGHTSHADE BLACK

**700PLUF24N-LED930** (3000K)  
POLISHED NICKEL

H: 2" | W: 24" | D: 8.9"  
Integrated LED | 120V-277V | 19.2W | 1002 Lumens | 2700K or 3000K | 95CRI

Features pivoting head for perfect illumination

For additional specification information, please refer to specification section or visit [visualcomfort.com](http://visualcomfort.com)



# PLURAL FACETED

DESIGNED BY SEAN LAVIN



PLURAL FACETED 30° PICTURE LIGHT

700PLUF30Z-LED930 (3000K)  
DARK BRONZE

700PLUF30NB-LED930 (3000K)  
NATURAL BRASS

700PLUF30B-LED930 (3000K)  
NIGHTSHADE BLACK

700PLUF30N-LED930 (3000K)  
POLISHED NICKEL

H: 2" | W: 30" | D: 8.9"  
Integrated LED | 120V-277V | 24.1W | 1302 Lumens | 2700K or 3000K | 95CRI

Features pivoting head for perfect illumination

For additional specification information, please refer to specification section or visit [visualcomfort.com](http://visualcomfort.com)



REMODEL INSTALLATION PROCESS




Cut hole in desired location.



Connect power to junction box.



Screw junction box to the wall. Junction box will grip the interior wall with two wing brackets.



If you choose to use the minimal cover plate you must install the mud plate.



Mud the wall and plate.




Wire the transformer and junction box.




Connect fixture to junction box.



Attach the minimal cover plate until completely flush with the wall.



If you choose to use the 4" canopy then wire the fixture to the junction box.



Attach the 3.1" canopy by twisting until completely flush with the wall.

NEW CONSTRUCTION INSTALLATION PROCESS



Install junction box between two joists with supplied hanger bar.



Connect power from conduit to junction box.



Install the drywall.



Install the mud plate.




Screw mud plate and junction box to the wall. Junction box will grip the interior wall with two wing brackets.



Mud the wall and plate.



Wire the transformer and junction box.



Connect fixture to junction box.



The included matte white canopy can be painted to match the wall after mudding or even covered in wall paper.



The Plural also ships with a minimal cover plate in a matching finish that sits completely flush with the wall.

# VISUAL COMFORT & Co.

7400 Linder Avenue  
Skokie, IL 60077

Phone: 847.410.4400

[visualcomfort.com](http://visualcomfort.com) | [@visualcomfort](https://www.instagram.com/visualcomfort) | [#visualcomfort](https://www.facebook.com/visualcomfort)